

# Washington State Timeline

- **1998** – Initiative 692 to decriminalize medical marijuana. Passed 59%-41%.
- The Washington State Medical Marijuana production, processing, and retail was largely unregulated.
- **2012** – Establishing Recreational Marijuana - Initiative 502 passed 56% to 44%. 81% voter turnout.
- **July 14, 2014** – First Legal Recreational Marijuana Shop Opened
- **July 2016** – Integrated Medical Marijuana System

# By the Numbers...Since Legalization

## 2006-2018 – Washington State Healthy Youth Survey

- Found a small reduction in usage at every grade level
- Every age group saw a decline in ease of access since 2012
- Since 2014, increase in poison control calls for those under 12 (47 calls to 125 calls)

## Adult Age Consumption

- Every Adult Age Category saw Annual Increase in Consumption
- Most Significant Increase – 18-24 year old (14% - 28%)

# By the Numbers...Since Legalization

- **2.7% increase** in insurance claims in in Colorado, Washington and Oregon (Highway Lost Data Institute)
- **Increase in collision rates** in Colorado, Washington and Oregon (Highway Lost Data Institute)
- AAA Study shows **increase in THC levels** in fatal crashes went from 8.3% to 17%.
- Fatal Accidents - Percent of drivers that tested positive for Delta-9 THC Presence **increased** from 10% - 26%.
- How many Washington Counties have more Marijuana Retail Stores then Starbucks?

# By the Numbers...Since Legalization

## Blood Sample Submissions for DUI

- 2013 – 5468 Samples
- 2017 – 9386 Samples

## THC/Other Drugs - Positive in Fatal Crashes

2008 – 32 Fatalities

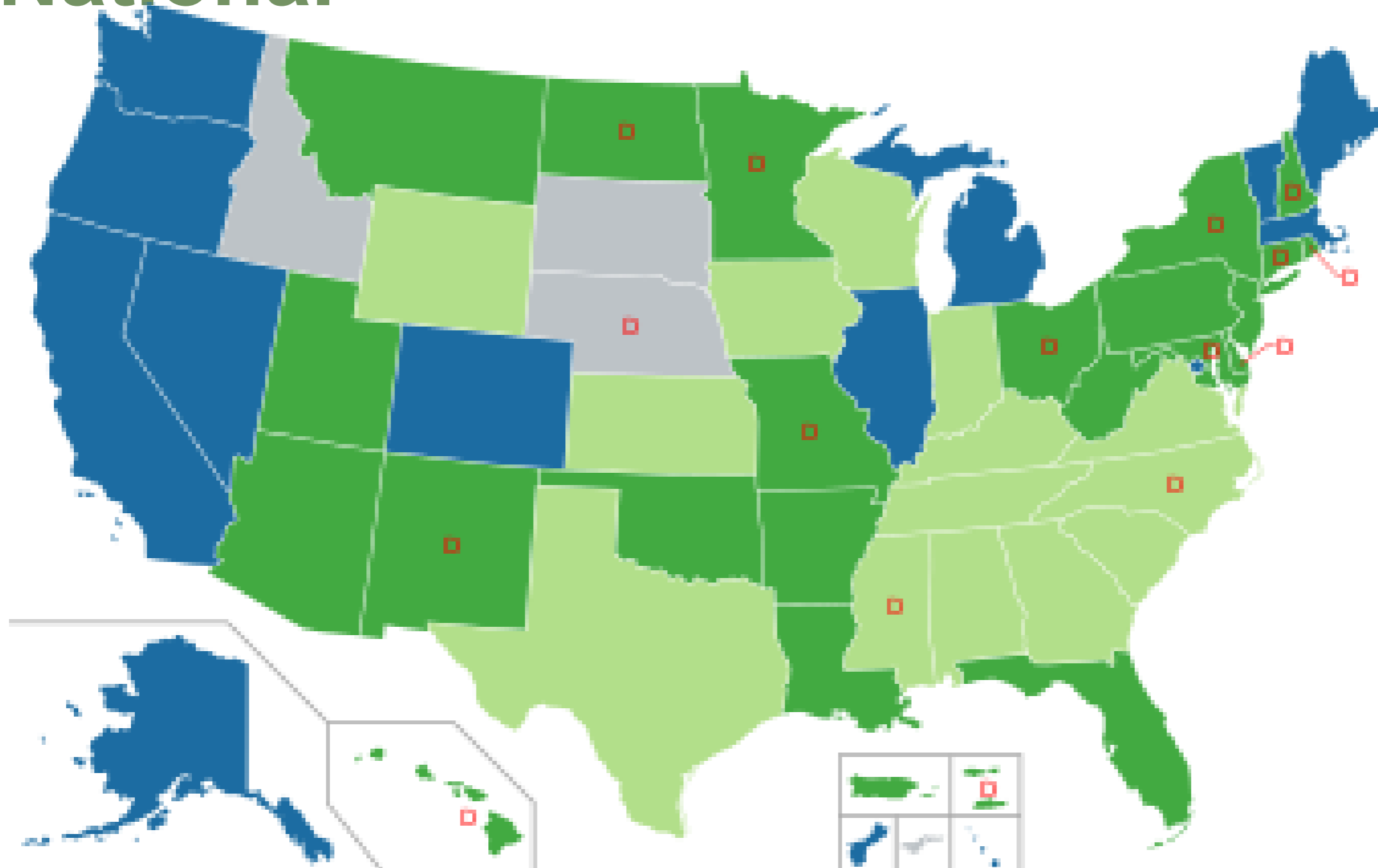
2017 – 101 Fatalities

- \* 6.6% - THC Only
- \* 36.6 % - Alcohol Only
- \* 45.1% - Poly Drug
- \* 11.1% - Another Drug

# National

- **47 states** have some form of legal marijuana ranging from adult recreational use to medical use to “limited medical” and some states allowing “cannabis extracts” like CBD products
- **98.7%** of America’s 325 million population
- **61 million** – the number of people in the six Western States that have both recreational and medical marijuana use (AK, CA, NV, CO, OR & WA)
- **211,000** Direct Full Time Employees in the Cannabis Industry
- **\$17 Billion** in Annual Adult Legal Sales

# National



Legal/Legal for medical use/Legal for medical use-  
[limited THC content](#)/Prohibited/Decriminalized

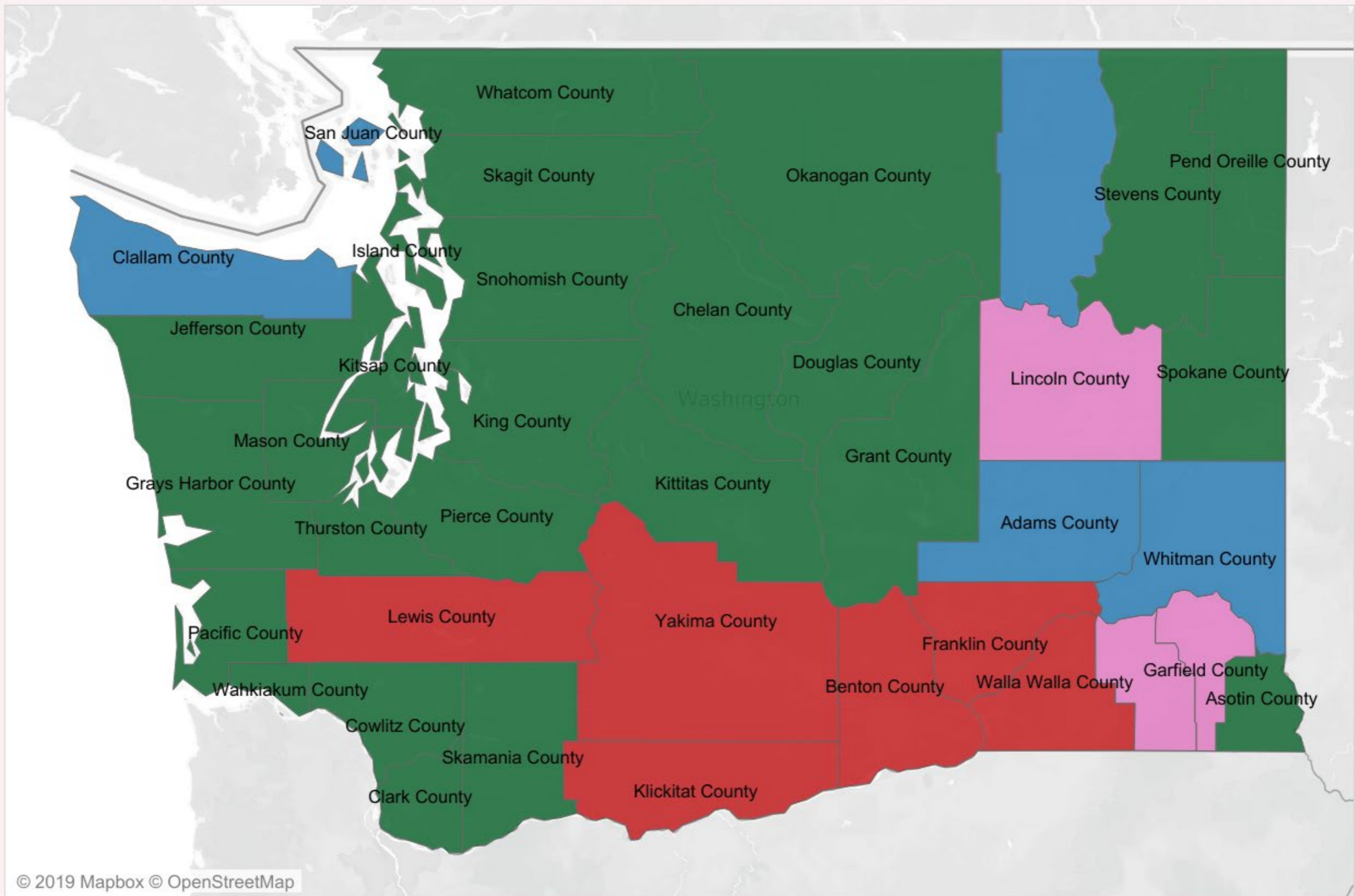
# Things to Think About...

- Clarity in what the role of the county is in legalization?
- State / Local Partnership – Coordination and Integration
- What will the statutory responsibilities be for each?
- Tour – if you are in a state that is legal – processing, production, retail.

# Ongoing Challenges | Banning

- Counties decide to “ban or not to ban”
- Washington’s Attorney General opined that because the initiative was silent on the banning issue banning was permitted by cities and counties (Dry/Wet)
- Zoning is the inherent right of local government, thus allowing the ban
- 6 of 39 counties have banned recreational marijuana
- 76 of 281 cities have banned





### Jurisdiction Type

- City
- County

### Choose a City

All

### Zoning Type

- Allowed Under Existing Zoning
- Interim Zoning
- No action
- Permanent Zoning
- Prohibited

### Totals By Zoning Type (Click to highlight)

Allowed Under Existing Zoning

5

Permanent Zoning

25

No Action

3

Prohibited

6

# Ongoing Challenges | Zoning

- What to do with the industry from a production, processing and retail perspective
- Some counties took a passive approach – allowing state law to dictate what could be done – or let existing zoning control industry activities
- Some jurisdictions have gone through painstaking zoning processes
- Some things to consider when zoning: setback requirements, variances, appeal process, conditional use permit – Development Regulations - fencing, security and lighting... **ODOR ABATEMENT!!!**
- Some have added moratoriums after unintended consequences

# Things to Consider - Revenue

- State Revenue – Purposes and Revenue Sharing
- Local Taxing Authority
- Local Licenses

## Washington State

- Original State Excise Tax Structure – 25% at Production, 25% at Processing and 25% at Retail
- Now 37% on Recreational Marijuana Retail Sales
- No Excise Tax on Medical Marijuana
- No Local Excise Tax Authority
- Local and State Sales and Use Tax Still Applies

# Revenues | State of Washington

- In 2019-2021 Biennium - State Projects \$432 million in Excise Tax from Recreational Marijuana
- Biennial operating budget in Washington state is \$53 billion
- Cities and Counties get less than 4% of the revenue (\$15 million)
- Unsuccessfully tried to change revenue sharing
- New York projecting \$1.7 billion in revenue from recreational marijuana

# Ongoing Challenges | Social Justice

- Social justice issues in urban counties –  
Concentration of Retail Outlets
- Unincorporated areas around cities is a hot bed for the location of retailers
- 2 pockets in minority, poverty stricken areas that are now “retail centers”
- Rural Areas – Outdoor Grows – but revenue is generated more where retail sales occurs

# Ongoing Challenges | The State

- The state has ignored and issued permits in areas that the zoning does not permit the industry
- Two counties have had county compliance issues and had to go clear through abatement of businesses because located in areas not properly zoned
- State cannabis and liquor control board has not given enough credence to zoning and looking at those licenses in relation to placement
- Kittitas County and WSAC in litigation against the state on issuing permits in areas not permitted

# Ongoing Challenges | Other

- Need harmonization with state licensing and local zoning
- Banking/cash handling
- Impaired Driving – DUI from THC
- Drug Recognition Experts/Training
- Backlog on blood samples at State Lab
- Need for in the Field Test for THC Presence/Impairment
- Hemp Production/Retail Growth



# Ongoing Challenges | Other

- Employment issues from drug free work places
- Pesticide Application
- Product labeling and packaging for edibles
- Transportation and delivery
- Research and studies
- Impact of Legalization/Opioid Reduction
- Health Impacts
- Federal Incongruities
- State Agency Authorities and Responsibilities





# Eric Johnson

Executive Director


 360.753.1886

 [ejohnson@wsac.org](mailto:ejohnson@wsac.org)

---

 206 10th Ave SE, Olympia, WA 98501-1311

 [/wacounties](https://www.facebook.com/wacounties)

 360.753.1886

 [@wacounties](https://www.instagram.com/wacounties)

 [www.wsac.org](http://www.wsac.org)

 [@wacounties](https://www.twitter.com/wacounties)